



SAMPLE

Shannon Fawley

BEST FEMALE OWNED FIERO

2019

Presented by



THE GREATEST SHOW

FIERORAMA

presents a salute to our

VETERANS

2019





President's Message

by Jim Hallman



Fierorama has been a free event for all of our club members since its inception back in 1996, due to the generosity of our Fierorama Key Sponsors. For 2019, these sponsors included: the Fiero Store, V8 Archie, Woody Buick/GMC in Naperville, IL, Mr. Mike's Leathers and, new-for-2019, Apple Graphics in Batavia, IL. We appreciate all of their support of our Fiero show and we thank each of our Key Sponsors for their contributions in keeping Fierorama free to all NIFE club members. If you are in need of products that our Key Sponsors offer, please consider them first and foremost as a way of expressing thanks for their contributions to our show. As part of their Key Sponsorship donations, we are using some of Apple Graphics' contributions to fund a color centerfold of this Fiero Focus issue's Feature Article, highlighting this year's Fierorama weekend. We hope you enjoy the special treat!

We have a few remaining Fierorama 24 T-shirts available in Small, Large and X-Large in limited quantities. Visit fierofocus.com to order yours before they are gone. We also have a few remaining sets of dash plaque "dog tags" that were given away at the event. If you would like a remaining set, please email me (contact information on the board members box on the Membership Update page) and we will mail you a set at no charge.

As another way of saluting our Veterans (this year's event theme) at Fierorama 2019, we offered our attendees the opportunity to donate to the Midwest Veterans Closet (midwestveteranscloset.org) located right here in northern Illinois. This organization offers assistance to Veterans and relies solely on donations of gift cards, money, food, toiletries, clothing, household items, shoes, boots and so much more! These donations are provided to those in need, free of charge, and help make an imme-

diately impact in the lives of enlistees, families and Veterans. We collected over \$50 in cash, donations of food, clothing and toiletries, and NIFE donated \$500 from the proceeds of club merchandise sales! What a great show of support! Thank you for your generous contributions.

As announced at Fierorama, the NIFE board members selected Doug Rose for our NIFE Enthusiasm Award for 2019. Thank you Doug for helping "Preserve The Excitement" of NIFE! You can read much more about Doug as well as our full report on Fierorama in this issue.

At the September NIFE board meeting, all of our current board members agreed to retain their positions for 2020. Be sure to thank Ken, Mike, Bill, Mike and Art for their continued service. I am looking forward to working with some great plans and ideas with each of them for 2020 to help us continue to "Preserve The Excitement" of your Fiero.

I would also like to announce that we have an opening on the NIFE board for an Activity Director. This position involves attending the monthly board meetings, helping out with Fierorama, brainstorming ideas for club events, organizing club events, as well as submitting event write-ups for Fiero Focus. Please reach out to me using the contact information in the board members box located on the Membership Update page if you have questions regarding the Activity Director position, or would like to be considered for the position. We would like to fill this position as quickly as possible.

As 2020 approaches, it is dues renewal time. If your dues are up for renewal for 2020, you'll find a membership renewal form included with this issue of Fiero Focus. Members renewing prior to December 31, 2019 can renew your annual membership dues at the discounted rate of \$20. Members renewing after December 31, 2019 will pay

the regular annual dues rate of \$25. We encourage you to renew early to continue enjoying the numerous benefits of NIFE membership.

Be sure to check out our always updated website at fierofocus.com to see our full line of club merchandise available for purchase under the Store tab, including: sweatshirts, ECM code readers, T-shirts, decals and our 4.0 version of the Enthusiast's Guide To The Pontiac Fiero. We also have another new item available in time for your holiday gift giving, our color coordinated baseball caps that were introduced at Fierorama 24! Why not consider this merchandise for your holiday gift-giving?

Long-time Fiero enthusiasts know the website fierosails.com and the name Paul Kirkbren. Paul reproduced the notchback body style sail panels a number of years ago. Due to recent medical issues, Paul decided in February 2018 to shut down his website, which not only sold sail panels and reproduction Fiero decals, but was a great source for Fiero tech tips. As planned, the website was shut down in April 2019. As this website was of such value to the Fiero community, we contacted Paul and received his permission to replicate the tech tip portion of fierosails.com on our own website. While the sail panels and decals are no longer available, our Technical Director Bill Klicker is checking over the links on the site that relate specifically to the tech tips and will make updates and corrections as needed. Our plan is to place the tech tip content of fierosails.com on the Tech Tip page of fierofocus.com. We will let you know once this is live.

The Midwest Fiero Clubs (MWFC) is a Non-Geographical Region of the Antique Automobile Club Of America (AACA). As NIFE is associated with MWFC, we encourage our members to join the

continued on page 4

All submissions for Fiero Focus should be sent to: Jim Hallman
2039 Yellow Daisy Ct., Naperville, IL 60563
630-305-9806 or Email: jjh93@comcast.net

Fiero Focus is a publication of the Northern Illinois Fiero Enthusiasts, Inc. (N.I.F.E.). No copies of any part of this publication may be made, distributed, or sold without prior consent of N.I.F.E. "Pontiac," "Fiero," the Pontiac symbol, and the Fiero badge are all trademarked by General Motors Corporation. N.I.F.E. is not responsible for any information provided herein. Any and all adjustments made or information acted on are done at the sole risk of the individual.

Membership Update

by Mark Soeldner



Welcome New NIFE Members!

Mbr#	Name	City	ST	Car(s)
1909	Jeff Rardin	Kankakee	IL	Info N/A
1910	Charles Mason	Chicago	IL	Info N/A
1911	Brian Chick	Lebanon	ME	86 SE white
1912	Mike Morris	Lone Rock	WI	85 Coupe white
1913	Hugh Cott	Las Vegas	NV	Info N/A
1914	Roberto Sandoval	Wadsworth	IL	Info N/A
1915	Michael & Pamela Maier	White Lake	MI	87 GT blue
1916	Martin Pavlovich	Menomonee Falls	WI	87 Fino rebody yellow
1917	Bill Carnell	Brookfield	WI	88 GT red
1918	Kurt Keroson	Aurora	IL	86 SE V8 front end red
1919	Al Litchfield	Macinaw	IL	85 Formula
1920	Bob Widman	Eden Prairie	MN	Formula
1921	Ron & Bette Moen	Clarkston	MI	86 GT
1922	Albino Faria	Laredo	TX	86 GT
1923	Dan Sutton	St. Peters	MO	86 GT
1924	Michael Drees	Delafield	WI	Info N/A

Welcome New NIFE Members

Thank you to all the members who have renewed for another year. Welcome to our new members. As of October, we stand with a membership of 378 members. Last year at this time we had 360 members and in 2017 we had 331. I am very pleased to see an increase in membership and that this trend continues!

Speaking of renewals, now is the time for our annual "early bird" dues renewal program to begin. From November 1 through December 31, 2019, we again offer renewals at a reduced rate of just \$20 for current members. If your membership is expiring at the end of this year, you will find a renewal form inserted within this issue and this will be your last issue of Fiero Focus. Simply mail in the completed form with your payment,

Send membership questions and comments to:

Mark Soeldner

220 Parkway Drive, Wheaton, IL 60187
630-462-9441 or Email: mwsld@att.net

November/December 2019

include the cost of postage and go to our website at fierofocus.com to renew under the Store tab.

While you are in the Store section of the website, you'll notice a number of new items offered for sale. We have added some new Fiero hats in black, white, and "camo". Another item we are now selling, about which we are very excited, are embroidered NIFE club jackets. These are being offered as a preorder item only and a form to purchase them is included in this issue. We expect to place our order on January 2, 2020 so please return your order form before then. After we process the orders, we will contact you with a delivery date.

We are closing in on achieving our goal of having members in all 50 states. We are currently up to 45 states! The five states needed are: Alaska, Delaware, Mississippi, Vermont and Wyoming. If you know of a Fiero owner in any one of these states, please encourage them to join our premier, worldwide Fiero club.

Let's get those renewals in, and show your pride in our club and our beloved

Northern Illinois Fiero Enthusiasts, Inc.

Fiero Focus Team

Editorial Staff: Sadie Kaminski

630-843-1413, sadiegoad@gmail.com

Christopher Sass

248-889-8737, csass@wje.com

Art Direction: Christian Sass

sastian@st.com

Image Editor: Ken Brown

615-5988, kbrown@midtronics.com

Photo Editor: Ken Nagel

knandjin@hotmail.com

Board of Directors

President/Founder: Jim Hallman

630-9806, jjh93@comcast.net

Club Secretary: Ken Nagel

knandjin@hotmail.com

Membership Director: Mark Soeldner

630-462-9441, mwsld@att.net

Technical Director: Bill Klicker

815-544-5086, bk@dls.net

Art/Web Director: Mike Kroyer

847-791-5630, mkfiero87@yahoo.com

Activity Directors:

Art Hall

630-668-8216, art319@ameritech.net

Members At Large:

Rich Benanti

623-398-6884, sorar87@cox.net

Paul Ketterer

kett48@gmail.com

Paul Vargyas

630-202-8300, paulvargyas@comcast.net

N.I.F.E. Website: www.fierofocus.com

Our Goal: To provide an exchange forum dedicated to the care, preservation, and positive publication of the Pontiac Fiero.

Fieros by wearing our apparel. And as always, let's keep "Preserving The Excitement".

Mark Soeldner, Membership Director

President's Message

continued from page 2

AACA. Check out the recently updated midwestfieroclubs.aaca.com website for many new features related to this organization. As you know, each year there is a Best in the Midwest competition. You can view all of the winners dating back

to 2004 under the Promos & Events tab. You can also order merchandise from the 30th Anniversary and 35th Anniversary events on the Store page.

As we move into the final months of 2019, several holidays are quickly approaching. Enjoy them with your family and friends; have a safe and happy holiday season. Merry Christmas and

Happy New Year to all!

Keep Fiero-ing,



Jim Hallman

Paul's Product Reviews

Fiero Exhaust Manifold Studs and Nuts



An item long discontinued by GM has been recreated by Rodney Dickman (rodneydickman.com) for the Fiero community. You may never have the need for these exhaust manifold studs and nuts, but for those members who do need them someday, they will be available! The studs are recreations of the original GM studs and are manufactured

by an exhaust stud manufacturer. They are black zinc plated and use an E7 star/Torx socket. The nuts are copper coated and designed for exhaust systems; they are M8 x 1.25. Complete information and ordering can be found at rodneydickman.com. A set of 12 studs and 12 nuts for the V6 engine is \$36.95/set. A set of eight studs and eight nuts for the 4-cylinder engine is \$24.50/set. The E7 star/Torx socket is also available for \$2.99/each.

Paul Vargyas, Fiero Member at Large





Image Source: rodneydickman.com



SPOTLIGHT
Fiero Club Edition

<h4>Notchback Sail Panel Inserts</h4> <p>These stock replacement notchback sail panel inserts are molded from high temperature plastic and come with mounting tape. Simply pull the old inserts out of the frame, and slide the new inserts into place and back on the new insert.</p> <table border="0"> <tr> <td>50398 Black Notchback Sail Panel Inserts (black)</td> <td>\$24.95</td> </tr> <tr> <td>50398 GT Notchback Sail Panel Inserts (black)</td> <td>\$24.95</td> </tr> <tr> <td>50398 SE Notchback Sail Panel Inserts (black)</td> <td>\$24.95</td> </tr> </table>	50398 Black Notchback Sail Panel Inserts (black)	\$24.95	50398 GT Notchback Sail Panel Inserts (black)	\$24.95	50398 SE Notchback Sail Panel Inserts (black)	\$24.95	<h4>Exhaust Tip Shields</h4> <p>Replace cracked, tarnished or missing exhaust tip shields with quality chrome reproductions. Each shield protects your exhaust tip from the heat and exhaust emitted by each tip. Fits directly on the rear fascia, above each exhaust tip.</p> <table border="0"> <tr> <td>69513 Notchback Exhaust Tip Shields (pair)</td> <td>\$19.95</td> </tr> <tr> <td>69515 Fastback Exhaust Tip Shields (pair)</td> <td>\$19.95</td> </tr> </table>	69513 Notchback Exhaust Tip Shields (pair)	\$19.95	69515 Fastback Exhaust Tip Shields (pair)	\$19.95	<h4>Aero Front License Plate Bracket</h4> <p>Finally, a factory style front plate bracket that can keep you legal (without drilling holes), while still allowing you to remove it for shows. Includes all mounting hardware. Fits 84 Indy, 85-88 GT, & 86-87 SE.</p> <table border="0"> <tr> <td>67303 Front Aero Nose License Plate Bracket</td> <td>\$49.95</td> </tr> </table>	67303 Front Aero Nose License Plate Bracket	\$49.95						
50398 Black Notchback Sail Panel Inserts (black)	\$24.95																			
50398 GT Notchback Sail Panel Inserts (black)	\$24.95																			
50398 SE Notchback Sail Panel Inserts (black)	\$24.95																			
69513 Notchback Exhaust Tip Shields (pair)	\$19.95																			
69515 Fastback Exhaust Tip Shields (pair)	\$19.95																			
67303 Front Aero Nose License Plate Bracket	\$49.95																			
<h4>84-88 Dash Cover</h4> <p>For those with a warped dash or cracked corners, The Fiero Store now offers a full plastic dash cover. This is meant to glue over your original dash and bring it back to like-new condition. Comes molded in black with a factory type texture.</p> <table border="0"> <tr> <td>92150 84-88 Dash Cover</td> <td>\$119.95</td> </tr> </table>	92150 84-88 Dash Cover	\$119.95	<h4>84-88 Shift Console Cap</h4> <p>Restore your bowed shift console pod to its original form. This shift console cap glues over your original pod to bring it back to like-new condition. Each cap includes instructions and may require paint to match your interior.</p> <table border="0"> <tr> <td>62775 84-88 Shift Console Cap</td> <td>\$43.95</td> </tr> </table>	62775 84-88 Shift Console Cap	\$43.95	<h4>84-88 Rear Wall Speaker Panel</h4> <p>This 3pc rear wall speaker panel is made from ABS plastic with an original type texture. It will accommodate a pair of 6.5" diameter speakers with a mounting depth of up to 2". Paint or wrap to match your interior. Easy installation, no need to remove the seats.</p> <table border="0"> <tr> <td>92100 NoSpeaker 84-88 Rear Wall (without speakers)</td> <td>\$124.95</td> </tr> <tr> <td>92100 Speaker 84-88 Rear Wall (with speakers)</td> <td>\$199.95</td> </tr> </table>	92100 NoSpeaker 84-88 Rear Wall (without speakers)	\$124.95	92100 Speaker 84-88 Rear Wall (with speakers)	\$199.95										
92150 84-88 Dash Cover	\$119.95																			
62775 84-88 Shift Console Cap	\$43.95																			
92100 NoSpeaker 84-88 Rear Wall (without speakers)	\$124.95																			
92100 Speaker 84-88 Rear Wall (with speakers)	\$199.95																			
<h4>Recline Handles & Mechanism Covers</h4> <p>Is it time to replace your cracked, broken or missing seat recline handles and mechanism covers?</p> <table border="0"> <tr> <td>67344 Pair Seat Recline Handles (pair)</td> <td>\$24.95</td> </tr> <tr> <td>66789 Pair Seat Mechanism Covers (pair)</td> <td>\$34.95</td> </tr> </table>	67344 Pair Seat Recline Handles (pair)	\$24.95	66789 Pair Seat Mechanism Covers (pair)	\$34.95	<h4>Valve Cover Grommets</h4> <p>Most Fieros on the road today have rubber PCV and air breather grommets that are more than twenty years old. These leaking or dry rotted grommets cause hazardous oil leaks, poor PCV sealing, and messy engine compartments.</p> <table border="0"> <tr> <td>64270 Air V6 Air Breather Grommet</td> <td>\$7.95</td> </tr> <tr> <td>64270 PCV V6 PCV Valve Grommet</td> <td>\$7.95</td> </tr> <tr> <td>64270 Set V6 Valve Cover Grommet Set</td> <td>\$12.95</td> </tr> </table>	64270 Air V6 Air Breather Grommet	\$7.95	64270 PCV V6 PCV Valve Grommet	\$7.95	64270 Set V6 Valve Cover Grommet Set	\$12.95	<h4>84-88 Center Wheel Caps</h4> <p>These brushed aluminium reproduction wheel caps fit in the center of each of your 14" or 15" wheels. They are silver in color and are approximately 2" in diameter. Available with or without the Pegasus logo. Sold individually or in sets for greater savings.</p> <table border="0"> <tr> <td>68514 1 Center Wheel Cap (1, without logo)</td> <td>\$9.95</td> </tr> <tr> <td>68514 4 Center Wheel Cap (4, without logo)</td> <td>\$24.95</td> </tr> <tr> <td>67616 1 Center Wheel Cap (1, with logo)</td> <td>\$14.95</td> </tr> <tr> <td>67616 4 Center Wheel Cap (4, with logo)</td> <td>\$39.95</td> </tr> </table>	68514 1 Center Wheel Cap (1, without logo)	\$9.95	68514 4 Center Wheel Cap (4, without logo)	\$24.95	67616 1 Center Wheel Cap (1, with logo)	\$14.95	67616 4 Center Wheel Cap (4, with logo)	\$39.95
67344 Pair Seat Recline Handles (pair)	\$24.95																			
66789 Pair Seat Mechanism Covers (pair)	\$34.95																			
64270 Air V6 Air Breather Grommet	\$7.95																			
64270 PCV V6 PCV Valve Grommet	\$7.95																			
64270 Set V6 Valve Cover Grommet Set	\$12.95																			
68514 1 Center Wheel Cap (1, without logo)	\$9.95																			
68514 4 Center Wheel Cap (4, without logo)	\$24.95																			
67616 1 Center Wheel Cap (1, with logo)	\$14.95																			
67616 4 Center Wheel Cap (4, with logo)	\$39.95																			
<h4>84-88 ABS Door Panels</h4> <p>The Fiero Store is proud to offer these new speaker door panels that replace the factory panels and are made of ABS plastic with a texture that is similar to your other interior trim parts. They will accommodate a pair of 6.5" diameter speakers with a mounting depth of up to 2". Paint or wrap to match your interior.</p> <table border="0"> <tr> <td>92050 NoSpeaker Door Panel Set (without speakers)</td> <td>\$199.95</td> </tr> <tr> <td>92050 Speaker Door Panel Set (with speakers)</td> <td>\$259.95</td> </tr> </table>	92050 NoSpeaker Door Panel Set (without speakers)	\$199.95	92050 Speaker Door Panel Set (with speakers)	\$259.95	<h4>84-87 Front Engine Cradle Bushings</h4> <p>For those who do not wish to upgrade to polyurethane, we also offer rubber front cradle bushings for 84-87 models. The original bushings will need to be pressed out and the new ones pressed back in.</p> <table border="0"> <tr> <td>57677 PAIR 84-87 Ft Cradle Bushings (pair)</td> <td>\$29.95</td> </tr> <tr> <td>57677 SINGLE 84-87 Ft Cradle Bushing (single)</td> <td>\$16.95</td> </tr> </table>	57677 PAIR 84-87 Ft Cradle Bushings (pair)	\$29.95	57677 SINGLE 84-87 Ft Cradle Bushing (single)	\$16.95	<h4>Rear Trunk Weatherstrips</h4> <p>The Fiero Store is proud to offer rear trunk seals for both notchback and fastback Fieros. Each weatherstrip fits around the rear compartment to keep water out of your trunk.</p> <table border="0"> <tr> <td>50154 Notchback Notchback Rear Trunk Seal</td> <td>\$69.95</td> </tr> <tr> <td>50154 Fastback Fastback Rear Trunk Seal</td> <td>\$99.95</td> </tr> </table>	50154 Notchback Notchback Rear Trunk Seal	\$69.95	50154 Fastback Fastback Rear Trunk Seal	\$99.95						
92050 NoSpeaker Door Panel Set (without speakers)	\$199.95																			
92050 Speaker Door Panel Set (with speakers)	\$259.95																			
57677 PAIR 84-87 Ft Cradle Bushings (pair)	\$29.95																			
57677 SINGLE 84-87 Ft Cradle Bushing (single)	\$16.95																			
50154 Notchback Notchback Rear Trunk Seal	\$69.95																			
50154 Fastback Fastback Rear Trunk Seal	\$99.95																			

www.fierostore.com Toll Free Order Desk: 800-343-7648 Customer Support: 860-645-1837

Tech From Ray's Desk

by Ray Dyreson



Stuck On You

I recently decided that three years on jack stands was long enough for my '88 Formula T-top. It had suffered a rusted and leaking gas tank, so I had taken it off the road. The search for a good, used tank took a while, but I did finally find one and installed it. Then winter came and life interfered, so it has remained on jack stands ever since.

To get it ready for revival, I checked the usual fluid levels, lights, tire pressure, etc. I charged the battery and was amazed it was still good. The engine started and sputtered for a while, but then smoothed out. The exhaust manifold leak that it had when I parked it was still there; I had hoped that it might have healed itself. I pushed hard on the brake pedal and it felt nice and firm; maybe *too*

firm. I got out and, since the car was still up in the air, tried to wiggle each wheel by hand. One turned with a lot of effort but the other three would not turn at all. Disc brakes are prone to sticking because there is virtually no gap between the pad friction material and the bare metal rotor when the brakes are not applied. This is made worse with modern metallic or semi metallic pad materials; the bare metal parts simply rust together. You may hear the rust grinding off when first driving, even after the car only sits overnight in rainy or damp weather. The metal backing of the pads may also drag or bind in their carrier as they are exposed to the elements and brake dust buildup, which seems to be the more common cause of binding for '84-'87 calipers. The caliper piston can also stick in the bore on disc brakes. Drum brakes have their wheel cylinders somewhat protected inside the drum, whereas disc

brake calipers are out in the open and water and contaminants get past the rubber "dust" seals and cause corrosion of the piston or caliper bore. This is complicated by the fact that a caliper piston moves very little from when the brakes are engaged to when they are not, which does not give enough back and forth movement to keep the piston free in the bore. Drum brake wheel cylinder pistons move in and out quite a bit with hydraulic pressure pushing them out and springs pulling them back. Caliper seals and piston materials have gotten better over the years, but seizure is still a possibility. Image 1 shows a Pontiac LeMans, which was actually built by Daewoo in Korea. The pistons can stick, but not when. Due to a pad retainer method using two long roll pins that allows some movement (Image 1), the pads seem to




Image 1



Image 2

firm. I got out and, since the car was still up in the air, tried to wiggle each wheel by hand. One turned with a lot of effort but the other three would not turn at all.

Disc brakes are prone to sticking because there is virtually no gap between the pad friction material and the bare metal rotor when the brakes are not applied. This is made worse with modern metallic or semi metallic pad materials; the bare metal parts simply rust together. You may hear the rust grinding off when first driving, even after the car only sits overnight in rainy or damp weather. The metal backing of the pads may also drag or bind in their carrier as they are exposed to the elements and brake dust buildup, which seems to be the more common cause of binding for '84-'87 calipers.

The caliper piston can also stick in the bore on disc brakes. Drum brakes have their wheel cylinders somewhat protected inside the drum, whereas disc

brake calipers are out in the open and water and contaminants get past the rubber "dust" seal is damaged.

Another reason a disc brake may stick is corrosion of the mechanism that allows the caliper to move back and forth on its bracket to equalize the applied force on inner and outer brake pads. Fieros from '84-'87 use two smooth tubes running through the caliper with rubber O-rings to keep lubricant in and water and contaminants out. These give very little trouble. '88 Fieros, however, use totally different calipers. They are almost unique to the '88 Fiero; the front calipers were also used on the '88-'93

stick less than the '84-'87 style. This also allows the pads to be replaced without removing the caliper, as on many race cars.

The piston seals are of a different size but of the same type as the '84-'87 brakes and give little trouble as long as no mois-





Image 3

ture collects in the brake fluid. The '88 caliper uses a different slide mechanism that allows the caliper to move slightly back and forth, which has proven to be more prone to seizing, especially after sitting unused for a long time. If any Fiero has dragging rear brakes, first check the parking brake system, cables, lever, spring, etc.

I will concentrate on the '88 system only here, so back to my Formula. Note that front and rear removal procedures are the same, because the '88 front and rear pads and rotors are all the same. After the wheels are removed, we will remove the brake pads. The pads just slide in between the caliber bracket arms and are prevented from falling out by two hardened steel roll pins that pass through two holes in each pad. The roll pins are in turn retained in the caliper bracket by the compressed pressure of the roll pin in the holes in the bracket on each end. These pins



must be removed first by either of two methods. Method one involves the use of a special tool, Kent Moore J-36620 and a small slide hammer (Image 3).

A small inner sleeve unscrews from the J-36620 and the thin, narrow rod passes through the caliper's hollow roll pin. When it protrudes from the other end of the roll pin, screw the threaded sleeve back onto the rod. A generic small slide hammer then screws into the threads of the hex block on the tool, and with a few taps from the slide hammer, each roll pin will come out undamaged.

Method two is for when you don't have the special tool, but do have a hammer. Using a long straight punch that is just slightly smaller than the roll pin, tap the roll pin in just far enough to clear the inner pad. Be careful as the pin end can crack or spread if the punch is too small or not flat on the end. You can tap the pin all the way out if you wish, but leaving

it held in the inner bracket hole will make it easier to reinstall. If there was no rust or dust build-up, you might be able to now pull each pad out of its position; however, usually there is some, so you can use small-nosed pliers or vise grips on the two "ears" of each pad that have the holes for the roll pins and pull each pad out. If they pull out hard, the brake drag may have been due to, or accentuated by, the pad dragging on each side.

When installing new pads, do not rotate the two ends of pad between the ears where they contact the rotor, as well as the bracket itself. If one end is much more than the other, the caliper slides are likely binding. To test, grab the caliper and try to slide it in and out; it should move with minimal drag. If it is very hard or impossible to move, the sliding sleeves in the caliper need to be removed.

Unlike the '84-'87 one piece aluminum calipers, the '88 calipers are two piece; an aluminum caliper housing with the slides and a cast steel bracket or bridge (Image 3). Separate the steel bracket from the aluminum caliper by removing the two 19mm hex head bolts on the back of the caliper. The bracket will lift off leaving only the caliper housing attached to the suspension upright. Remove the housing by removing the two T55 Torx cap




Image 4

screws inset into the back of the caliper at each slide where it attaches to the suspension. The caliper will now come loose, attached only by the hydraulic fluid hose.

If the two cylindrical slides were not stuck, they would simply push out their bore once the rubber boots were disengaged from their grooves in the housing. However, we are doing this because they are stuck, so this won't be easy. I have fairly good luck using a large C-clamp and a properly sized socket to press the binding sleeves out (Image 4). In some cases, you may have to remove the caliper, which involves removing the hydraulic fluid hose. I try to avoid this if I can, sometimes soaking that part of the caliper in penetrant in a plastic container held to the caliper for a few days will work to break it free. If you must remove the caliper, you can use a hydraulic press or big hammer. If it is very stuck, the slide sleeve will probably be too corroded to reuse.

With the sleeves out, inspect the surface for pitting or other damage and replace if necessary. GM sold these as a Boot and Seal Kit, part number 3487474,



Image 6

or AC Delco part number 179-1132, which has long since been discontinued. Save any good, used sleeves as there won't be any new ones, but don't try to reuse the old rubber boots even if they look okay. For years, we had to reuse them as new ones were not available, but now the Fiero Store (fierostore.com) has them available as part number 56049 PAIR for one caliper, or part number 56049 16 for a set of 16 to do all four wheels (Image 5). The old ones harden with age and make the sleeve very hard to reinstall.

Inspect the inner bore of both sleeve passages in the aluminum caliper; you will likely find the aluminum corroded and rough. Be sure to check the groove at each end of the bore for corrosion that is hard to see. Any corrosion here will in effect have caused the aluminum to expand slightly, squeezing the rubber seal just a bit tighter than it should, thus causing the sleeve to be harder to press through. Use a small rotary wire brush in a Dremel tool to clean these grooves,

being sure to wear goggles, then test that the sleeve moves freely in the hole of the caliper.

Coat the bore of the caliper and the outside of the sleeve with silicone grease and put one boot into position on one side of the caliper bore. One end of the sleeve is flat while the other end has a larger hole drilled into it to accommodate the head of the attaching cap screw (Image 6). Be sure the end with the large hole is on the inboard side of the caliper; if you don't, the cap screw could strip the threads in the bracket when tightened. Push the sleeve in until the caliper boot groove is visible, then put the other boot in its groove and push the sleeve back the other way until both boots can go into the grooves in the sleeve. This is a little tricky so the first time might be frustrating. Once complete, mount the caliper back onto the mounting bracket with the Torx cap screws. Now would be a good time to put on new rotors since you already have them. These are readily available at the Fiero Store as part number

56018. Reinstall the bracket bridge with the two hex head bolts torqued to 74-foot pounds, then slide the pads into position.

If you completely removed the retainers or are installing new ones, tap them partly into their bores, preferably with a brass punch. Put the gaps in the pins facing each other to make installing the anti-rattle springs easier. The Fiero Store sells new pins (part number 67479).

Now another little tricky part. The pads have two wire anti-rattle springs that have to be installed in the pins; see the factory shop manual for a good description of this procedure starting on page 5B4-2. Then, reconnect the parking brake on the rear calipers to work the slack on the pads.

Now you can apply the brakes without worrying if they will release!

Ray Dyreson, NIFE Member
raydyreson@fierofocus.com

Image Source(s): Ray Dyreson

WE NEED YOUR HELP - WE ARE IN THE HOME STRETCH!

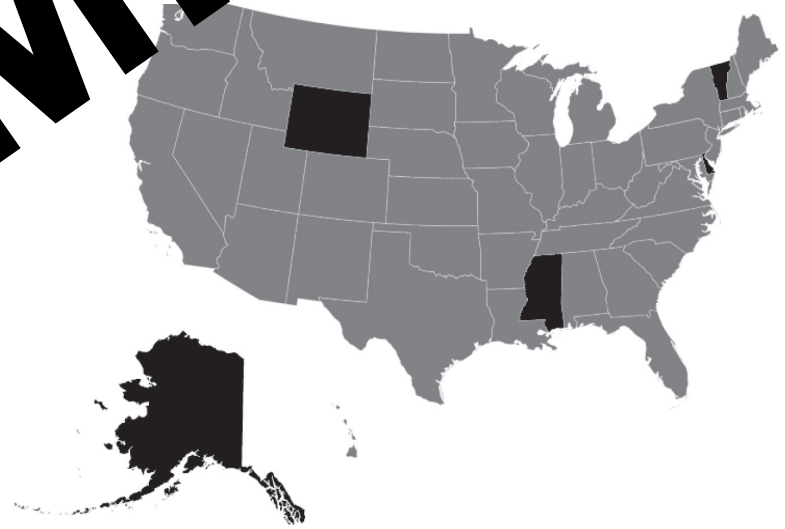
We need your help! One of our goals is to have an NIFE member in each of the 50 states by the end of the year! We have only a few states left to accomplish this! We are currently in 45 of the 50 states.

We are seeking members in: Alaska, Delaware, Mississippi, Vermont and Wyoming.

If any current NIFE members refers a new member in one of these states **before 12-31-19**, you will be in the running for a \$25.00 gift certificate to the Fiero Store (fierostore.com) and you will receive free dues for 2020 – this is up to a \$50.00 value that you could win! To be in the running, you must have the new member indicate on their new member application that they were referred from yourself. New members should click on the Membership Information link on the home page at www.fierofocus.com; they can sign up using their credit card in the NIFE Store located on our website. Please let them know that they can include who recommended them as a member in the notes section in PayPal.

So, reach out to you Fiero network of friends and help us reach this goal!

Mark Soeldner, NIFE Membership Director



A Salute to Our Veterans All Weekend Long!

Fierorama is a free event for members of NIFE because of the generous donations from our Key Sponsors. Please be sure to patronize our 2019 Fierorama Key Sponsors, the Fiero Store, V8 Archie, Woody Buick/GMC in Naperville, IL, Mr. Mike's Leathers and, new-for-2019, Apple Graphics in Batavia, IL as a way of thanking them for their support!

Friday - Cruise Night

Fierorama weekend began Friday evening, September 6, 2019 as 17 Fieros traveled west to Wasco, IL to bring their 34 owners to our destination, the Lodge on 64 Restaurant. We joined their cruise night organized by BGV Motorsports (BGVMotorsports.com). To say our Fieros dominated the cruise night is an understatement; we *were* the cruise night! Congratulations to Jason Fawley (MN) who earned the Top Vehicle award for the night with his "Gatorade Green" V8 Fiero. We had a private dining room as we began the weekend with what people enjoy most about Fierorama, meeting new people and renewing their existing Fiero friendships.

Saturday - Road Trip to Cantigny Park

On Saturday morning, September 7, 2019 there were 17 Fieros (plus a Buick brought by our own President, Jim Hallman!) that caravaned to the host hotel to Cantigny Park (cantigny.org) in Wheaton, IL. A group of 35 gathered in time to watch a Revolutionary War reenactment put on by the North West Territory Alliance (NWTa.com). NWTa is a 100 percent volunteer organization consisting of hundreds of people from across the Midwest who perform reenactments from Memorial Day until Halloween. One enlightening fact we learned is the role of the drum in the early military. This instrument was used as a communication tool to tell the warriors when to advance, when to retreat, when to eat and when to wake up. As it took so long to load their weapons with ammunition, many of us found it amaz-

ing at the slow pace of the "war". Accuracy was very poor. The closer you were to the enemy, the better your chances were of hitting your target.

Aside from the battle, Fierorama attendees were able to mingle with soldiers and civilians, all dressed in authentic period costumes and in character," as we wandered among the encampments representing some of the six countries involved in the war (I don't know them?). A cavalry demonstration showed the battle reenactment and battle with muskets and powder-horn demonstrations were set up along with vendors selling antique and reproduction wares.

During the day, several members enjoyed visiting the newly renovated First Division Military Museum and learning about the famed First Infantry Division of our U.S. Army, which is the oldest continuously serving division. After, we enjoyed lunch from some of the



Assembling in the parking lot of the Quality Inn (our event host hotel) on Friday's trip to the BGV Motorsports cruise night.

food trucks that were onsite due to the Revolutionary War reenactment.

Cantigny, named after the WWI Battle of Cantigny, is a 500-acre park and the former estate of Joseph Medill and his grandson Colonel Robert R. McCormick, publishers of the Chicago Tribune. Besides a visitor center and gift shop,



As evening settled in, the parking lot lighting illuminated our Fieros at the Lodge On 64 Restaurant.



NIFE Membership Director Mark Soeldner taking the lead of our caravan of 17 Fieros as we head over to the Cantigny Museum on Saturday morning.

Cantigny is home to the McCormick mansion, a magnificent rose garden, 27-hole golf course, nature trails with picnic grounds, and the First Division Military Museum surrounded by a dozen antique tanks.

Saturday – Pizza Party

Upon returning to the Quality Inn in St. Charles, IL host hotel, preparations were taking place for our annual pizza party hosted by NIFE’s own Mark and Debbie Soeldner, Jenni Hallman, Art and Cathy Hall, Paul Vargyas and Anne Kuderko. We had a good number of hungry pizza eaters with over 60

came from near (Wheaton, Naperville, Des Plaines), and they came from far (Louisiana). Heck, they even came from another country (Canada). A total of nine states were gassed with Fieros, each one here to tell the story of who braved the wet weather to attend the 24th annual program “Salute to our Veterans” and the final event of the FieroFama festivities, was a success thanks to over 20 volunteers. Cars began entering the show as early as 9:00am. Most owners had their cars off drying in anticipation of the misty rain stopping. Smart phones

fans attending and enjoying the catered meal of salad, Chicago’s famous Gino’s East Pizza, and homemade desserts!

Sunday - Show

They came from the north (Wisconsin). They came from the south (Indiana). They came from the east (Pennsylvania and Michigan) and the west (Iowa). They

tracked weather radar, and when we finally saw a break, we dried and prepared our beloved cars. As luck would have it, another round of light rain hit Pottawatomie Park; repeat drying and raining two more times. However, when it was time for the raffle, silent auction, and awards ceremony, the rain had moved off for good and the sun broke through the clouds. Talk about a perfect way to end a not-so-perfect car show!

As part of our “Salute to Our Veterans” theme, local Vietnam Veteran Jerry Christopherson proudly lined the parking lot entrance with U. S. flags as part of his Flags of Honor/True Patriots Care mission. The South Elgin Police Department presented the colors, and Joe Ambres (uncle of NIFE member Austin Tomlin), lead singer of local band Ambres, sang the National Anthem to officially open FieroFama. The Military Vehicle Preservation Association (mvpa.org) brought a nice collection of their vintage military vehicles, some dwarfing other two-seaters. The St. Charles Fire Department was invited to bring one of their aerial ladder trucks as an honor to our first responders. Immediately, thoughts of “Whaaaaaat? Is someone’s Fiero on fire? We thought GM fixed that problem?!” spread throughout the show field.

We further emphasized this year’s theme of a “Salute to our Veterans” by collecting donations for the Midwest Veteran’s Closet located in North

continued on page 12



One of the cannons used for the North West Territory Calvary demonstration; the “pop” made the crowd jump!



Weighing in at 17 tons, the M551A1 Sheridan Tank on display at the “Tank Park” in Cantigny outside of the First Division War Museum.



A view from Friday's cruise event: gathering for our departure to the Lodge On 64's cruise night hosted by BGV Motorsports.



Our crowd of over 30 Fiero enthusiasts in our private dining room at the Lodge On 64. Everyone appreciated our excellent waitress, Kila, for her skills at serving such a large crowd single-handedly!



Fully engaged in battle with the British.



A view from Cantigny: staging for the tactical demonstration re-enactment of the Revolutionary War which took place from 1775 to 1783.



A view from Sunday's show: Fieros arriving at Pottawatomie Park in St. Charles, IL experienced a very patriotic welcome as they drove through Vietnam Veteran Jerry Christopherson's Flags of Honor display.



A rain dampened show field did not deter over 70 Fieros to come out and honor our Veterans at Fierorama 24.



Youtube's "Garageless" Stephen Bungert travelled from Wisconsin to partake in this year's Fierorama festivities! With the engine rebuilt (if you recall an engine rod broke during this year's Dells Run) and new graphics, his Fiero is back on the road!



The South Elgin Police Department's Color Guard's presentation which took place during the opening festivities at this year's show. To the left is Joel Stombres who sang the National Anthem.



You eyes are not deceiving you, the engine on K... K... is in the front!



Nick DiMonte's restored '88 GT featured a tribute to our military Veterans; a very fitting "Thank You"!



The South Elgin Police Department selected Garry Kay's Fiero for their Favorite Fiero Award. The graphics on Garry's Fiero are a very fitting tribute to our U.S. armed forces.



Each of our attending Veterans at Fierorama received a U.S. flag lapel pin as a "Thank You" for their service; like NIFE Member Lou Oles (center).

SAMPLE



Lynne Kuderko (L) helped with serving Zach McDonald (Middle) and Tom Griffiths (R) at Saturday night's pizza party. We had a record number of attendees (61) this year feasting on Gino's East Pizza!

FIERORAMA REVIEW

continued from page 9

Chicago, IL (midwestveteranscloset.org). This organization assists Veterans and their families with food, clothing, and other items at no charge. A generous collection of cash, clothing and toiletries were donated during the show. To add to this, NIFE donated \$500 from proceeds of club merchandise that you, as club members, continue to purchase at car shows and through the Store page on our website.

Further, Fred Bart...

of the Midwest Fiero Clubs, brought along the Fiero 2+2 prototype that had to remain in the trailer because of the misty weather. Fiero Focus columnist Ray Dyreson presented a Tech Table forum on Fiero wheel bearings, comparing stock to custom, for about a dozen attendees; Ray does a great job of sharing best practices and

most of us walked away with newfound knowledge (always replace... NIFE Members Bonnie... of BonTer Solutions were... to display their Fiero... for sale in the... Over 1,000 items... prizes... along with a \$50 prize... of \$83... auction... included... the first was a copy... of the Ent... To The Pontiac... autographed by members of the... who worked on the Fiero that... last year's 35th Anniversary

event; the second was a pair of stainless steel exhaust tips graciously donated by one of our Key Sponsors, the Fiero Store (fierostore.com). Our thanks to the St. Charles, IL location of Jersey Mike's sub sandwiches for providing the food and drinks again this year. We know of at least two replenishment runs for additional subs that took place during the show. We were hungry!

As Fierorama is the final stop on the Midwest Fiero Clubs summer Fiero show circuit, we have the pleasure of hosting the Best in the Midwest competition. The competitors are the winners from all of the Fiero shows leading up to Fierorama, which took place in Wisconsin, Minnesota, Maryland, Pennsylvania, Michigan, and Iowa, who all join the winner at Fierorama to compete for this prestigious title. Congratulations to NIFE Member Christina K... Michigan who earned the Best Female Owned Fiero at Fierorama 2019 with her black GT. Christina had some tough competition for Best Female Owned Fiero in the Midwest, as her competitors included:

- Shannon Fawley, '88 black Formula who won at the Dells Run
- Stacy Waller, '87 medium red metallic Coupe who won at the Back to the '80's show in Minnesota
- Jen Goss, '85 GT "Blue Demon" who won at the Fieros of Carlisle, PA show (unable to be present to compete)
- Pam Maier, '88 red GT who won at the



Sunday morning the Fiero's are all set and ready to roll into Fierorama



Arrival of one of the Military Vehicle Preservation Association's members whose vehicles were on display during the show on Sunday. We appreciate their support of our Veterans!

Michigan Fiero Club show

- Peg Jarzynski, '88 yellow Coupe who won at the Tyler Shipman Memorial Show in Minnesota
- Dawn Bissell, '88 black GT who won at the Kansas City Fiero Owners Group show (unable to be present to compete)
- Therese Campbell, '88 red GT who won at the Heartland Fieros show in Iowa

When all of the ballots were tabulated, Shannon Fawley was determined the winner as the Best Female Owned Fiero in the Midwest! Congratulations, Shannon! Shannon is featured on our cover of this Fiero Focus issue.

For 2019, the NIFE Board members presented the NIFE Enthusiasm Award to Doug Rose of Indiana. Doug joined NIFE back in 2007 and has traveled from his current home in Indiana and from his previous residence in Texas to attend our

Fiero events across the Midwest, including: the Dells Run, the Heartland Fiero Show and Fierorama. Doug is the original owner of his '88 yellow Formula. For maintaining his enthusiasm in the Fiero community all these years and for all his continued support and help provided along the way, we felt Doug is worthy to be chosen for the NIFE Enthusiasm Award for 2019. Doug, congratulations!

Congratulations are also in order to everyone who won an award, and "thank you" to all 70 owners, significant others, friends and guests who braved the damp conditions to attend Fierorama 24. Fiero owners from nine different states along with Canada gathered during the weekend. You can check the awards section for all of the class winners, runner-ups and specialty award recipients.

Next year marks the 25th anniversary of Fierorama which is scheduled to take place from September 11-13, 2020. Mark

your calendars **NOW**). Finally, be on the lookout for an upcoming article in Fiero Focus about a "behind the scenes look" at the making of Fierorama. You have no idea how much work goes into producing a car show of this level. 📅

Tim Panfil, NIFE Member and Jim Hallman, NIFE President

Image Source(s): Jim Hallman, Ken Nagel, Tim Panfil, Mike Kroyer, Ken Brown



Kurt Keroson's 454 V8 front engine Fiero dragster. Kurt did all of the work on this transformation himself except the paint. What an engineering feat! You have to see (and hear!) this Fiero in person to understand the extensive work involved in building it.



Inside Kurt Keroson's Fiero; wouldn't you like to sit in that driver's seat and punch the gas pedal right about now?

Long-time Fierorama Key Sponsor V8 Archie's Finale (L) and Fino (R) kit cars. What are the chances of having one of each of these rebody Fieros, both painted yellow, located side by side in the Rebody Class? Only at Fierorama!





Tom Griffiths gave Fierorama 24 two thumbs up despite the misty rain!



Here is Tom Griffith's '87 black Fiero with T-tops as presented in Fierorama's Project Class.



Fierorama 24 featured a Tech Talk with our resident technical expert, Ray Dyre. Ray discussed Fiero wheel bearings, shock absorbers, and modified.



Doug Rose (L) accepts his NIFE Enthusiasm Award from Mark Soeldner (R) during the awards ceremony. Doug, we appreciate your continued support over the years!



Kristina Kahn's '87 black GT was selected as Fierorama's Best Female Owned Fiero at Fierorama.



Congratulations to all the class winners of Fierorama 24! Your awards are well deserved!

2019 Recap & Results

THE GREATEST SHOW
FIERORAMA
presents a salute to our
VETERANS



Key Sponsors:

The Fiero Store: 60A Progress Drive, Manchester, CT 06042. 800-343-7648, website: www.fierostore.com

V8 Archie: 800-891-3608, website: www.V8archie.com

Woody Buick/GMC - Naperville: Woody Woodring, Owner/Phil Parker, Business Development Manager:

1585 West Ogden Avenue, Naperville, IL 60540. 630-357-2200, website: www.woodycars.com

Mr. Mike's Car Upholstery Kits: Mike, Owner; website: www.mrmikes.com

Apple Graphics: Kyle, Owner; 934 Paramount Parkway, Batavia, IL 60510; 630-389-2222; applegraphics.net

Special Thanks To:

The Quality Inn in St. Charles (our host hotel):

Lalit Patel, General Manager; 1600 East Main Street St. Charles, IL 60174; 630-584-5300, website: www.qualityinn.com

Jersey Mike's of St. Charles, IL (our food vendor):

Jim Shipman, Owner/Carlos Luna, General Manager; 2540 East Main Street St. Charles, IL 60174; 630-441-1300, website: jerseymikes.com

The St. Charles Park District

For the use of Pottawatomie Park in St. Charles, IL

Contributors:

Provided door prizes and donations: Meguiar's, BonTer Solutions (NIFE Members Bonnie and Terry Johnson), Rodney Dickman, Mid-Atlantic Fiero Owners Association, AutoZone, Jay Leno's Garage, Simoniz, The Tyler Shipman Memorial Show, Jay Paulk of the Mid-Atlantic Fiero Owners Association, Mother's Car Care Products, Jeg's Performance Products, The Westwood Company, Brother's Restoration Corporation and Griot's Garage

Fierorama Chairpersons and Head Coordinators:

Event Chairperson: Jim Hallman

Parking Lot Head Coordinator: Art Hall

Car Classifier Head Coordinator: Bill Klicker

Club Display Head Coordinator: Mark Soeldner

Registration Head Coordinator: Paul Vargyas

Ballot Counting Head Coordinator: Ken Nason

Publicity Chairperson: Art Hall

Documents Chairperson: Mike Kroyer

Event DJ/PA System Coordinator: Mike Kroyer

Pizza Party Hosts: Mark and Lynn Soeldner,

Jenni Hallman, Art & Cathy Hallman, Paul Vargyas

and Lynne Kuderko

Volunteers:

Thank you to all of those who helped out the NIFE board to make Fierorama the success that it was. Ken Brown, Gordon Grassle, Garry Kay, John Kay, Chuck Lovely, Tom Farrell, Mike Molina, Gary Kaleta, Lou Oles, Mark Nicklaus, Nick DiMonte, Ed Kletecka, Lynne Kuderko, Jeanne Nagel, Mark Soeldner, Doug Rose, Therese Campbell, Jenni Hallman, Mark Soeldner, Annette Wilson, Jason Fawley, Tom and Ann Schmidt, and Jim Vargyas.

2019 Class Winners

A: Stock Notchback Coupe 50K-100K Miles – four or less viewable modifications

Best In Class – Todd Thorson, '84 Indy Pace Car

Class Winner(s) – Doug Rose, '88 yellow Formula; Chuck Lovely, '85 black Coupe

B: Stock Notchback Coupe Over 100K Miles – four or less viewable modifications

Best In Class – Jeremy Janssen, '88 red Coupe

Class Winner(s) – Austin Stombres, '87 silver SE

C: Stock Fastback GT 50K-100K Miles – four or less viewable modifications

Best In Class – Mark Nicklaus, '86 gold GT

Class Winner(s) – Jim Jimenez, '88 red GT; Vince Amato, '86 black GT

D: Stock Fastback GT Over 100K Miles – four or less viewable modifications

Best In Class – Nick DiMonte, '88 red GT

Class Winner(s) – Ron Moen, '88 yellow GT; Jeff Jones, '88 yellow GT

E: Low Mileage Class – all Stock Fiero models under 50K Miles – four or less viewable modifications

Best In Class – Tim Panfil, '85 black GT

Class Winner(s) – Matt Swank, '88 yellow GT; Bonnie and Terry Larson, '85 red GT

F: Custom Class – Notchback body style - five or more viewable modifications

Best In Class – Wayne Geib, '87 black GT with graphics

Class Winner(s) – Robert Holtz, '87 blue SE with white stripes; Garry Kay, '86 black GT with Vietnam War Memorial Hood and U.S. Military service logos on rear decklid wing; Geff Meyer, '88 candy apple red GT with pearl white stripes

G: Non V8 Engine Swap Class

Best In Class – Kimberly Reck, '87 green Electric Fiero

Class Winner(s) – Greg Henderson, '87 red SE with 3800 V6 and V8 Archie widebody kit; David Henry, '86 red GT with 3800 V6 supercharged; Chris Jarzynski, '88 copper GT with full custom interior

2019 Class Winners (cont.)

H: V8 Engine Swap Class

Best In Class – Kurt Keroson, '86 red SE with front-mounted blown 454 V8 engine

Class Winner(s) – Jason Fawley, '87 green GT

I: Rebody Class (not recognizable as a Fiero)

Best In Class – Martin Pavlarich, '87 yellow Finale rebody kit

Class Winner(s) – Jay Willfong, '86 yellow Fino rebody kit

J: Project Class – Under Construction/Work In Progress

Best In Class – Stephen Bungert, '86 gray GT with graphics

Class Winner(s) – Tom Griffiths, '87 black GT with T-tops

Judged Awards:

Best Interior (Stock or Custom): Matt Swank, '88 yellow GT with 3,350 miles

Best Paint Or Wrap (Stock or Custom): Robert Holtz, '87 blue SE with white stripes and 141,000 miles

Best Craftsmanship: Kurt Keroson, '86 red SE with front-mounted, blown 454 V8

Special Awards:

NIFE Enthusiasm Award: – This year's award is presented to NIFE Member Doug Rose, who joined our club back in 2007. He has traveled from both Indiana and Texas to participate in events across the Midwest including the Dells Run, the Heartland Fiero Show and Fierorama. He is the original owner of his Formula. For maintaining his enthusiasm in the Fiero community all these years and for all the help and support provided along the way, the NIFE Board Members selected Doug for the NIFE Enthusiasm Award.

Hard Luck: Doug Rose, '88 yellow Formula, brake hose line collapsed about 100 miles into his trip to Fierorama

Highest Mileage At Show: Adam Powell, '87 green GT with over 271,000 miles

Longest Distance Award: Adam Powell, drove over 560 miles from Ontario, Canada to attend Fierorama 24! Adam, thank you for making the trip to Fierorama again; we appreciate your support!

"Oldest" (lowest VIN#) Fiero At Show – 1984, VIN# E, then last 5 digits: Todd Thorson, '84 Indy Pace Car replica (last six digits are: 272503)

"Youngest" (highest VIN#) Fiero At Show – 1988, VIN# J, then last 5 digits: Bob Nye, '88 yellow Formula (last six digits are: 224574)

Ladies of NIFE's Favorite License Plate At Fierorama 2018: Eric Dyreson, '88 black GT with black stripes, license plate: "UNVRGT 2"
(You envy our GT, don't you?)

St. Charles Park District's Choice: Geff Meyer, '88 candy apple red with white stripes

Military Vehicle Preservation Association's Favorite Fiero At Fierorama 2019: Gary Arzyski, '88 copper GT with full custom interior (the organization had a tough time deciding their winner; they originally had four cars selected!)

South Elgin Police Department Color Guard's Favorite Fiero At Fierorama 2019: Gary Arzyski, '86 black GT with Vietnam War Memorial Hood and U.S. Military service logos on rear decklid

NIFE Gold Certificate – a Fiero or person most representative of "Preserving the Excitement" as selected by the NIFE Board Members:
Kurt Keroson, '86 red SE with front-mounted, blown 454 V8. Kurt did all the engineering work himself; his Fiero was known as the "Loudest Fiero on the show field"

Midwest Fiero Clubs Presentations:

- The Best Female Owned Fiero Class of 2019
- Dells Run – Shannon Fawley, '88 black Formula
- Back to the '80's Minnesota Show – Stacey Meyer, '87 medium red metallic Coupe
- Fieros at Carlisle Pennsylvania – Glen Goble, '85 blue GT with white stripes
- Michigan Fiero Club – Kurt Keroson, '86 red SE
- Shipman Show – Gary Arzyski, '88 yellow Coupe
- Kansas City Fiero Owners Group – Dawn Bissell, '88 black GT
- Heartland Fiero Show – Robert Campbell, '88 red GT

Fierorama's Best Female Owned Fiero: Kristina Kahn, '87 black GT

The Best Female Owned Fiero In The Midwest: Shannon Fawley, '88 black Formula; this year's trophy was graciously sponsored by The Fiero Store

Best Of Show Awards:

Stock: Todd Thorson, '84 Indy Pace Car

Non-Stock: Kurt Keroson, '86 red SE with front-mounted, blown 454 V8

Club Participation Awards:

Fiero Fanatics Of Wisconsin, Heartland Fieros Of Iowa, Minnesota Fieros Forever, Michigan Fiero Club
States (and Countries) Represented

Illinois, Indiana, Wisconsin, Michigan, Iowa, Minnesota, Pennsylvania, Kentucky, Louisiana and Canada



Focus On Events

The Rear View Mirror Scrapbook

NIFE August Event – Indian Uprising All Pontiac Car Show: August 10-11

As a culmination of what turned out to be a year-long celebration of the 35th Anniversary of the Introduction of the Pontiac Fiero, the Cruisin' Tigers Pontiac Club selected the Fiero as a feature car for this year's Indian Uprising All Pontiac Show which took place from August 9-11, 2019. Our Fieros were highlighted even more by having the Midwest Fiero Clubs as the Feature Club for this year's show.

To begin the weekend, the Fiero was part of the Feature Car Show on Saturday afternoon where Don Keefe, Editor of Poncho Perfection Magazine, selected his favorite Fieros from over 40 that were in attendance. Congratulations to Ed and Marge York of Iowa with their blue PPG Pace Car and NIFE Member and Fiero Focus magazine's Image Direction

collector and specialty cars from around the area.

The events continued on Sunday when again over 40 of our Fieros returned to Pheasant Run Resort in St. Charles, IL for the big All Pontiac Show. The Indian Uprising draws Pontiacs from across the Midwest and beyond, and this year was no exception with an estimated attendance of over 500. License plates from North Carolina, Missouri, Kentucky and Minnesota were seen on the Fieros.

125 awards presented as determined by public vote, and awards were given out in the afternoon.

A wide selection of Pontiac models filled the show field from Star Chiefs to Firebirds and Trans Ams, to Grand Prixes and Bonnevilles.

With a heavy concentration of Pontiacs from the 1960s and 1970s, one lone Pontiac Solstice was found among the wide array of chrome. As our Fieros

were lucky enough to be one of the feature cars (along with the celebration of both the Trans Am and GTO Judge 50th anniversaries), we had our own designated parking area on the show field;



Ken Brown and Marge York with their '88 white Formula. They were the winners of Don Keefe's Favorite Fiero Award.

strength in numbers! When the ballots were tabulated, nearly half of the Fieros earned an award. The winners of the Honorable Mention awards and the First Place awards in the Modern Class (model years 1980-2009) were:

Honorable Mention: Marvin Minarich, Jr., Shannon Fawley, Terry Larson, Verne Baily, Johnny Parapynski



Mark Soeldner's '85 white Coupe as shown during the Feature Car Show which took place on Saturday; just one of over 40 Fieros participating.

Coordinator Ken Brown of Illinois with his white '88 Formula for being selected! But Saturday was only the beginning of our Fieros earning awards.

Saturday evening continued the enjoyment of the automobile when the all-makes, all-models cruise night took place. This year's event drew over 1,000



Glen Carlson's '88 red GT participated from Wisconsin; just one of over seven states representing Fieros at this year's Indian Uprising!

First Place: Jason Fawley, David Soke, Ken and Therese Brown, Anthony Griffith, John Gunsett, Greg Henderson, Robert Walker, Eric Dyreson, Gary Farnsworth, Nick DiMonte, Ed and Marge York, Mike Kroyer, Jon Revelle, Paul Vargyas

To top off the weekend's celebration of the Fiero, the Midwest Fiero Clubs presented the "Most Popular Fiero" award, given to the Fiero that earned the highest number of votes for this peer-

judged competition. Congratulations to Fiero owner Kurt Keroson of Aurora, IL! Kurt's Fiero is quite recognizable with a 454 Chevy V8 engine and a huge blower sticking up out of the *front* hood—yes, you read that correctly—because Kurt switched the engine from its mid-engine location to the front. You must see this Fiero in person to appreciate the engineering feats Kurt overcame to build it.

Then, to even further celebrate the Fiero, Jim Hallman earned a Best of Show

award (of which only five were awarded) in this judged competition! What a great weekend we had continuing the celebration of Fiero's 35th anniversary! 🍷

Jim Hallman, NIFE President

Image Source(s): Mike Kroyer, Tim Panfil

Beyond The Headlights:

NIFE Events Calendar At A Glance

- November 16 - NIFE Club Meeting - Wheaton, IL
- January 4, 2020 - NIFE Holiday Party - Wheaton, IL

NIFE Club Meeting: November 16 DIY Upgrades

Our winter series of NIFE club meetings begin at 10:00am on Saturday, November 16 at the Wheaton Public Library where our speakers will explain how to upgrade your Fiero to enhance your driving experience. At this meeting, NIFE Member Allen Warren will detail how to upgrade the stereo head unit from the factory-installed unit. Allen will then explain how to install a modern

era rearview mirror that gives additional information in a digital display.

Our second guest speaker at this meeting, NIFE Technical Director Bill Klicker, will discuss how to install window tint film on your car, including some valuable lessons learned from personal experience.

Finally, in the just-in-case category, we will discuss what to do if your front hood doesn't close due to an unengaged hood latch.

The Wheaton Library is located at 25 N. Cross Street in Wheaton, east of downtown Wheaton. After the meeting, everyone is invited to join for lunch at a nearby establishment.

Art Hall, NIFE Activity Director

NIFE Holiday Party: January 4, 2020

Join us January 4, 2020 as we relive our Fiero memories of the past year and plan new adventures for 2020. The 2019 NIFE Holiday Party will be held at the home of NIFE Activity Director Art and Catherine, which is located at 1319 E. Harrison Avenue in Wheaton, IL. The party will start at 7:00pm and end at 9:30pm. All you need to bring is your holiday spirit and be ready to have a good time! If you have any questions, please contact me at 630-668-8216. We look forward to hosting you!

Art Hall, NIFE Activity Director

Meet-A-Member *continued from page 20*

work on something. A former Solo II event participant, I thought a Fiero may hold some characteristics for such competition driving. Solo II is more commonly referred to as Autocross; the aim is to complete a traffic-coned driving course as quickly as possible without drawing any cone penalties, which are assessed for displacing cones from the marked boxed area, or tipping them over.

In February 2019, I purchased the Fiero from the farmer and learned that the car was supposed to be a high school auto shop project. When program funding was withdrawn in 2012, the car was removed from the school and parked on the farm. I purchased the car for \$500 which included a rebuilt short block due to it having a blown engine. I have an

upside need to save abandoned cars in rusting away, and this one was a perfect and unique example because of the special place it holds in American automotive history, being an American-made, mid-engine vehicle.

I haven't driven it yet, but it has very minimal rust and the suspension components are tight. It is however in serious need of a good refreshing. The blown engine is not a Fiero engine, rather is a pre-'65 2.8L with a rod through the block. Neither the blown engine nor the rebuilt short block has the correct heads. The car also appears to have been in a wreck and seems to have had the front and rear bumpers and driver's side door replaced, but the sub-frame is intact and straight. A particularly unusual aspect is the lack of rust; only the battery tray assembly and adjacent wheel well area have suffered.

It's going to take a few months to get the car into proper shape and I'm looking forward to driving and having fun

with it next summer. I'm in the process of modifying the engine cradle to reduce the bump-steer issue there. Solid cradle mounts from Rodney Dickman (rodneydickman.com) are going to be used as well, and the short block will be gone through to include upgraded internals as well as adding HO heads. These and other improvements are part of the overall ground-up restoration I have planned.

I am mostly retired, but I put in a little time at our local Ace Hardware store to stay busy. My daily driver is an '18 Ford Focus ST. If I had my choice of any other car to own, it would be hard to say. If I had the money (and though I'm really more of a Ford guy), I would want to own a '71 Barracuda Hemi Convertible with a 4-speed. Would I get another Fiero? Not sure, I'll tell you once I get this one on the road and drive it around a while! 🍷

Image Source(s): Chris Vickmark

Bits & Pieces

Sales - Parts - Services - Literature

Fierorama 2019 Key Sponsors

The Fiero Store – 60A Progress Drive, Manchester, CT 06042; 800-343-7648; fierostore.com

V8 Archie – V8 conversion kits and installations, Fino & Finale kit cars, in stock, ready to ship, and “Big Brake” kits and installations. Complete pricing, pictures and Fiero tech tips at our website. Contact Archie; 800-891-3608; Archie@V8Archie.com; V8archie.com

Woody Buick/GMC in Naperville, IL – Phil Parker, Business Development Manager; 1585 West Ogden Avenue, Naperville, IL 60540; 630-357-2200; woodycars.com

Mr. Mike's Car Upholstery Kits – Mike, Owner; mrmikes.com

Apple Graphics – Digital printing, mailing fulfillment and promotional items. Contact Kyle; 934 Paramount Pkwy, Batavia, IL 60510; 630-389-2222; info@applegraphics.net

Fieros For Sale

'85 Chop Top – Red/Black Mr. Mike's leather seats, Archie Widebody Fastback Kit with Chop Top, LT1 V8 with hot cam, 6-speed Archie kit, suicide doors, HRE 19" front/20" rear wheels, cold AC, painted by Chuck Itzenhaler, too many other modifications to list. \$27,000/make offer. Contact Chuck; 630-248-3741; motortv@hotmail.com

Mechanics

G Force Automotive – Fiero mechanic, all Fiero work performed: engine replacements, upgrades, etc. We do stock Fiero clutch replacements. Contact Ed Grzeszkiewicz; 22829 Mustang Road, Frankfort, IL 60423 (Frankfort is southwest of the I-80 & I-57 intersections); 708-299-4998

Marvin's Motor City in Morris, IL – Offers maintenance and restoration on all year Fieros and other GM cars. Painting, body repairs, detailing, A/C service and conversions, brakes, mechanical repairs, etc. Marvin Minarich, Jr, Owner (a Fiero enthusiast with multiple Fieros!); 9550 #C, Sandridge Industrial Court, Morris, IL 60450; 815-521-9566; gtomarvin@hotmail.com

J & C Central in Wheaton, IL – Offering expert restoration since 1978 and 24-hour towing. 420 South Main Street, Wheaton, IL 60187; 630-995-1055; Referrals from NIFE Membership Director

Parts & Services

Trunk lid with window and storage. Form # 6275; Fiero wrist watch. '84-'87 Fiero bicycle helmet, \$20; '84-'87 Fiero rear mirror, \$15; '87 GT pro, new in box, \$15 per set; '87 GT pro photos, \$7; '86 and '87 Pontiac sales brochures; front license plate holder bracket, \$20; Fiero bumper, \$5 each; tons of magazines featuring Fiero. For price; sunroof and bag, \$100; Fiero die cast models, \$8 each; Ertl '86-'87 GT die cast, new in package, \$40; Fiero Coupe black side panels, \$20 for two; '87 GM Service Manual, \$45; Fiero instrument panel insert, \$20; '85-'88 Owner's Manuals, \$15 each; Fiero Hot Wheels, \$5; with Jewel truck, \$7.50; Haynes '84-'88 Service Manual, \$15. Contact Paul; 678 947-1301

Used Fiero parts for sale from my nearly 25-year collec-

tion of body parts, trim, powertrain, and interior items. Let me know what you need and I might have it in my barn in Winnebago, IL; Contact Ray Dyreson; 815-494-0205; RayDyr@aol.com

BonTer Solutions—Specializing in personalization on a wide variety of items including: shirts, sweatshirts, coffee mugs, tumblers, water bottles, coasters and much more. We can put your car's image, your name or anything you would like on them, and most of our items have only a one piece minimum. 847-453-3290; bonnie@bonterosolutions.com; bontergifts.webs.com or etsy.com/bontergifts; For promotional items, visit bonterosolutions.com

Nylon side mirror covers for your Pontiac Fiero – Cover up those chipped and faded door mirrors! Covers the entire door mirror housing displaying the “Fiero” name and Pegasus in bright red and black design. Easy to install; won't blow off. \$17.97/set (includes shipping and handling). More details at mrfiero.com

The Finishing Company (formerly Jet Finishers) – Source for powder coating. Ask for Rand (he supports the Fiero; be sure to tell him you are a club member); 136 West Commercial Avenue, Addison, IL 60101; 630-559-0808; finishingcompany.com; Referral from NIFE member Tim Panfil

Manual Mirror Control Repair Plate Kit – This kit includes instructions, a replacement hex nut, mirror bezel, bezel, two white trim panel fasteners, the bezel, and the replacement plate. Kit repairs the mirror bezel hole that pops out of the door. Cost is \$39.95. Also, Fiero literature, collectibles, parts, approximately 3,000 items including dealer catalogs, Owners Manuals, Shop Manuals, magazines, publications, Service Bulletins, Pace Car models, slot cars, slot cars, slot cars, Matchbox, Hot Wheels, etc. price on body and interior parts, wheels, tires, wheels, tires, ashtray covers, and more. Contact Tom; 714-777-748; tom6derr@comcast.net

Golden Eye Graphic – Specializing in car show sign and graphics. Custom graphics like so many others and signs, logos, car show signs, and cruises with my car. When the boards get your car noticed? With a Car Show Board. Board graphics help bring your car's little details to a large picture so other car enthusiasts are able to see and learn about your car. Golden Eye Graphic custom makes all sizes of boards with as much detail or as little detail as the owner desires. For more information, contact Mike Kroyer; 847-791-5630; goldeneyegraphic@yahoo.com

RW Upholstery – Offers custom upholstery and upholstery restoration services. Products include rear trunk covers, front compartment covers, mirror covers, headliners, sun visors (with and without pockets), sunshades and more. Shop owner, Russ Wormuth; Denver, IN; 765-469-2330; info@rwupholstery.com; rwupholstery.com

Sinister Performance, LLC – We offer the following services: Engine/transmission swaps and custom chips/computer reprogramming; OBD-1 and OBD-2 for 1984 to present GM vehicles. We offer a 10% discount to all current NIFE members for custom chips and PCM reprogramming services and many different types of engine swaps, so please notify us of your membership when placing your order. Lots of Fiero-related information can be found on our website. Ryan Gick, Owner; 1880 County Road 18, Waterloo, IN 46793; sp1@gmtuners.com; gmtuners.com

Delco CD radios for the Fiero – Looking for a “stock” looking CD radio for your Fiero? For full details, contact Kevin Kruger; radios@replacementradios.com; replacementradios.com

Fiero Store – Free 140-page catalog. 60A Progress Drive, Manchester, CT 06042; 800-343-7648 (order); 860-645-1837 (tech info); 860-645-1845 (fax); fierostore.com

Fiero parts and accessories by Rodney Dickman – Headlight rebuilding parts for all years, Getrag 5-speed parts and misc., replacement subwoofer speakers, shifters, leather shift boots, engine parts, apparel, stickers, tools etc. Reproduction and hard to find replacement parts for the Fiero. Contact Rodney Dickman; 7604 Treeview Drive, Caledonia, MI 53108; 262-835-9575; rodneydickman.com

Leather Seats for the Fiero – Samples available! Located in Fiero. Contact Mr. Mike's; 941-922-5070; visit mrmikes.com

Fiero parts and accessories at low prices! Order your Fiero parts over the phone. Enter your part number and see your actual price. Cost with shipping and handling charges. Parts shipped to you. Flow Control Buick/GMC/Cadillac in Winston-Salem, North Carolina; 336-760-7046; gmparts-direct.com

TFF Auto Center (formerly known as The Fiero Factory) – Over 20 Fiero parts cars at any given time! Call for the parts you need. Contact Jeremy Biggs; 8710B Highway 53, Littleton, CO 80120; 303-757-3573; 256-420-5391; fierofactory@junodirect.com; fierofactory.com

Hot Rod Auto/Truck Collision & Restoration, Inc – Specializing in original and custom painting, original and performance upgrades to brakes, engine, suspension and transmissions. Appraisals. Contact Mark or Ron; 4655 N. 25th Avenue, Schiller Park, IL 60176; 847-678-2490

Insurance

Rally Insurance Group, Inc – Classic/special interest auto insurance specialists. NIFE club members receive a 7-10% discount. When signing up, be sure to mention your NIFE membership. Contact Ellen or Lars Anderson; 31632 Ellis Drive Suite 112 Volo, IL 60073; 630-617-9960; rallyinsurance.com

Books & Literature

Enthusiasts Guide To The Pontiac Fiero – The most in-depth and comprehensive documented information on the stock 1984 to 1988 Fiero in a 60-page, 8.5"x11" spiral bound book. Up-to-date Fiero facts, statistics, numbers built, colors, VIN decoder and specifications with over 120 full color images. Cost is \$15 each plus \$2.75 for S&H. Make checks payable to Northern Illinois Fiero Enthusiasts and mail to NIFE c/o Mark Soeldner, 220 Parkway Drive, Wheaton, IL 60187 or order via credit card or Paypal at fierofocus.com

Miscellaneous

Reproduction Window Stickers now available from Pontiac Historic Services – 1984-1988 Pontiacs, \$65.00/ea. For more information, contact Pontiac Historic Services, Automotive Services Division; P.O. Box 183251, Shelby Township, MI 48218; 586-781-5164 (phone); 586-781-5167 (fax); phs-online.com

If you plan to submit a FREE advertisement for the “Bits & Pieces” Section—whether to sell your Fiero, parts or services—or if you wish to send in a Letter To The Editor for publication in the next Fiero Focus, please email your submissions to Sadie Kaminski at sadiegoad@gmail.com by December 5, 2019 for inclusion in the January/February issue. Any submissions after this date will be included in later issues.


NEW & UPDATED 4.0 EDITION

Enthusiasts Guide to the Pontiac Fiero

Created By Fiero Enthusiasts For Fiero Enthusiasts

- 1. Includes 18 new bullet point topics throughout the guide
- 2. Two new sections added covering the notchback and fastback luggage carriers and a full listing of over 75 factory label descriptions and locations
- 3. Over 70 new images added

Order Today! \$15.00 (plus shipping) at FIEROFOCUS.COM





2039 Yellow Daisy Ct.
Naperville, IL 60563

Fiero Focus Magazine Awards

Old Cars Weekly Magazine's
Golden Quill Award:
1995, 1999-2017
International Automotive
Media Award:
Bronze: 2009
Silver: 2003-2006, 2011
Gold: 2007, 2008



Visit us at the following:
www.FieroFocus.com
@NIFECLUB
@FIERORAMA



Meet -A- Member

by Mark Soeldner

Meet A Member Stats

City	Madison
State	SD
Member #	1895
Year	1985
Model	Coupe
Engine	2.8L V6
Transmission	4-speed
Milage	000
Exterior Color	Black
Interior Color	Grey
A/C	Yes
Power Windows	No
Power Locks	No
Power Mirrors	No
Sunroof	Yes



Chris Vickmark / New Fiero Owner

As a new Fiero owner, I sought resources to aid in resurrecting the Fiero I bought as a project car. I learned through my past membership in a different organization that a wealth of information and sources for parts are available through an organization's members. How could NIFE

help? I'm not sure at this time, though your website and magazine has been a great source of information so far. I originally became interested in Fieros when a friend of mine purchased a new '88 GT. I thought it was fascinating. I'm sure I saw commercials years before that but didn't pay much attention at the time. Don't judge me, but my interests at that time were with my '69 Mustang GT.

My interest in buying a Fiero came after relocating to South Dakota. I was traveling through the

countryside and saw a Fiero apparently abandoned near a farmer's shop. Since I had recently retired, I knew I'd have more time to satisfy my life-long interest in cars, and I happened to rent an apartment with a garage in which to

continued on page 18

Send Meet A Members:
Mark Soeldner
220 Parkway Drive,
Wheaton, IL 60187
630-462-9441
Email: mwsld@att.net